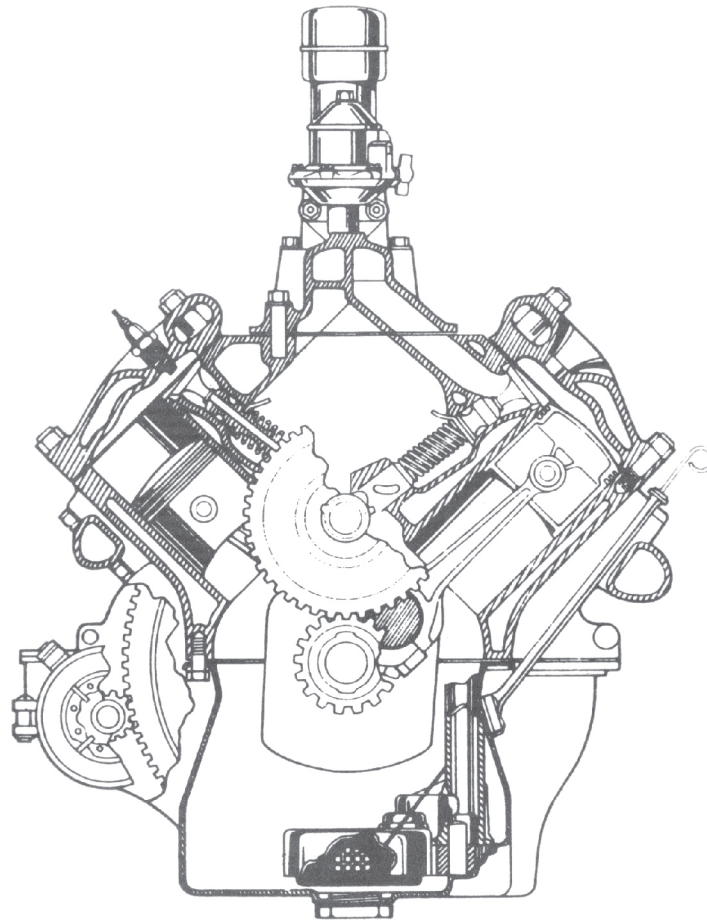




Drive Lines

Chapter #40
Our 49th Year
Visit Our Website
"ValleyV8s.org"

JULY 2020



The Valley V8's
9700 Farralone, Chatsworth, Ca. 91311

The Valley V's

2020

President	Ernie Baily	805-433-5540
Past Presidents	Vaskin Hagopian	323-661-2044
Vice President	Jim Ellerbrock	818-437-0412
Secretary	Rex Jaramillo	213-706-3854
Treasurer	Joan Sapper	818-249-5686
Tours	Kenney Sapper	818-249-5686
	RichCarter	708-567-2393
Programs	Larry Caplan	818-363-2849
	Joe DiFatta	818-700-1939
Membership	Howard Brown	818-606-0267
	Joan Sapper	818-249-5686
Drive Lines	Robert Glucksman	818-618-1395
Prize Raffle	Steve Lehman	818-885-6938
50/50	Ken Sapper	818-380-5686
Ladies / Birthdays / Sunshine	Bobby Searl	818-353-6767
Name Badge	Karen Lehman	818-885-6938
Car of the Month	Jim Ellerbrock	818-437-0412
Web Master	Scott Dudrick	818-687-9836
Tech. Advisor	John Wolf	818-789-6201

Meeting: 1st Tuesday of the Month, 7:00p
 No host Dinner, Starting at 6:00p
 Rosie's BBQ & Grill, 8930 Corbin Ave.
 Northridge, Ca. 91324


Visit our Web Site: valleyv8s.org
 Facebook: **Valleyv8s**
 (<https://www.facebook.com/groups/579123315803014>)

Drive Lines is Published by
 The San Fernando V8's Regional Group 40
 of the Early Ford V8 Club of America
 9700 Farralone, Chatsworth, Ca. 91311

Past Presidents


Jim Rowe	1971
Doug Peterson	1972
Don Durkee	1973-1974
Ed Warnock	1975
John Busk	1976
Chip Werstein	1977
Stan Misraje	1978
Bill Culp	1979
Al Spencer	1980
Larry Caplan	1981
Bob Rose	1982
Don Durkee	1983
Paul Kirk	1984
Kent Lowry	1985
Dave Sanborn	1986
John Kemmerer	1987
Dudley Ochsner	1988
Jerry Jensen	1989-1990
Joe DiFatta	1991
Chuck Shubb	1992-1993
George Richards	1994
Jerry Littner	1995
Dick Smith	1996
Chuck Mair	1997
Dennis Keene	1998
Rose Golt	1999
Don Stout	2000
Steve Boskovich	2001-2002
Joe DiFatta	2003
Wendi Potter	2004
Ken Sapper	2005-2006
Steven Batesole	2007
Harry Baker	2008-2009
Dave Bergman	2010
Randy Watson	2011-2012
Steve Boskovich	2013-2014
Stan Miller	2015
Don Durkee	2015
Vasken Hagopian	2016-2018
Ernie Baily	2019-????

Our Next Meeting
UNKNOWN 2020



And now for some
"Pressing" News

What are you doing to stay Sane
Write Me something



"Your Ad Here"
For only \$5.00 a month,
YOU
can have your
business card ad
right here

For more details,
Please call or Email Rob at
818-882-2002, / madmodelr@aol.com
Please put "Drivelines" in the subject
Please make all payments to
"Valley V8 Club"




CHAPTER 40 -- SAN FERNANDO VALLEY V-8'S CLUB
MONTHLY MEETING MINUTES FOR
No Meeting, No Minutes.....

HELLO FELLOW MEMBERS

We would like to know more about You, Your Car...
So, What I would like from our members is a picture of you
with your car, with a small story. (1 Paragraph)
That way, We get to learn more about our members, & we
can put a face to a name & car

Please make all submissions to ether
"Drivelines" at madmodelr@aol.com, or
"Drivelines" 9700 Farralone Ave. Chatsworth, Ca. 91311

Thank You
Rob Glucksman, DL Editor

Great Western Container


SOLUTIONS IN PACKAGING AND GRAPHIC DESIGN

Steve Boskovich

Office (818) 341-2291
Cell (818) 903-6620
Fax (818) 341-1050

P.O. Box 4074
Chatsworth CA 91313

MOONEY INDUSTRIES
Precision Machining Inc.



AL MOONEY
C.F.O.

8744 REMMET AVE.
CANOGA PARK, CA 91304
(818) 998-0199
FAX (818) 341-2073

al@mooneyindustries.com

SPEEDWAY ENGINEERING



Ken Sapper
President

ken@1speedway.com
Office: 818.362.5865
Cell: 818.326.1286
Fax: 818.362.5608
13040 Bradley Avenue
Sylmar, CA. 91342
www.1speedway.com

MIKE QUIROGA
President/CEO
O: 818.780.8820
F: 818.780.1713

16046 Blythe St.
Van Nuys, CA 91406

MIKE'Sth
ROOFING & BUILDING
ANNIVERSARY 1972-2012
MIKE'S GOT YOU COVERED

www.mikesbuilding.com

From A Member

Glove Box-The Forgotten Accessory


The glove box in your Car may be the last item thought of when restoring, maintaining or just working on your pride and joy. It is made from a limited life material generally solid board cardboard.

Large suppliers of parts usually purchase reproductions from vendors that specialize in the manufacture of these items. Steel rule cutting dies made to each glove box pattern and run on a press to produce as many as required. This produces a flat piece with folding impressions, holes for attaching clips and possibly a hole for a glove box light. The box can then be folded, stapled, attaching clips installed and a flock coating flock may be applied or not. A steel rule cutting die is required when hundreds of that particular glove box are ordered. A steel rule cutting die is made from a piece of high quality plywood about 3/4" thick which usually has about 13 layers glued together with the grain at 90 degrees to one another for strength. The steel rule is then secured in the plywood. The steel rule is either rounded to make a score for folding or a cutting knife edge to make the outline of the box. The steel rule cutting die is then sent to a company that has a press to accommodate the size of the die along with a stack of solid board cardboard blanks.

There is a setup and run charge so keep the cost reasonable the customer must do a cost analysis before getting the run done. The old story the more you buy the less the cost applies here. The more labor intensive method to make a glove box is to first obtain a decent old box, remove the staples and use the flat pattern as a template. However there are many issues that make what sounds like a simple project into somewhat of a nightmare. Here are but a few of the problems one may encounter: the old box (pattern) is missing some vital pieces for instance where the attaching screws should be placed, the box is so warped and or ripped apart it may not be of any use, the material for the new box is not available at your local hardware store and you may not have hole punches to make the holes for the attaching clips or even the new attaching clips themselves. Many newer vehicles now have molded plastic glove boxes that may last the entire life of the vehicle and that indicates technology is always at hand.

Note the photos showing a steel rule cutting die, flat pattern and a glove box are all different makes and Models.

Howard Brown, Membership



Our "Drive your V-8 Day" (20 June) tour for the "Valley V-8 Club" Regional group 40 was I call a "Light " tour, not very far, used all back roads and city streets to get to our location. We had about 10 Vintage Cars altogether. First we met a "Earls Donut" shop in Chatsworth, Ca. A few of the club members drove their other "Off Brands" to join in with the V8s. We then left "Earls Donuts" and drove thru Chatsworth and then went on the "Santa Susana Pass" road from the San Fernando Valley over the hill to Simi Valley and went to the "Junkyard Cafe" for lunch. The "Junkyard Cafe" is filled with lot of old items which adds a lot of character to the dining experience. Then after Lunch we went over to "The Strathern House Museum and Grounds " and unfortunately, the buildings were closed due to the Covid-19 virus, so we only could walk around the Museum grounds and look at the buildings and the vintage farm equipment. We finished our "Drive your V8" tour and all departed on our own. Everyone had a great time.

For MORE pics, check out our Facebook page



President, Ernie Bailly

From The President

Our "Drive your V-8 Day" tour for the "Valley V-8 Club" Regional group 40 was I call a "Light " tour, not very far, used all back roads and city streets to get to our location. We had about 10 Vintage Cars altogether. First we met a "Earls Donut" shop in Chatsworth, Ca A few of the club members drove their other "Off Brands" to join in with the V8s. We then left "Earls Donuts" and drove thru Chatsworth and then went on the "Santa Susana Pass" road from the San Fernando Valley over the hill to Simi Valley and went to the "Junkyard Cafe" for lunch. The "Junkyard Cafe" is filled with lot of old items which adds a lot of character to the dining experance. Then after Lunch we went over to "The Strathern House Museum and Grounds " and unfortuitly the buildings were closed due to the Covid-19 virus, so we only could walk around the Museum grounds and look at the buildings and the vintage farm equipment. We finished our "Drive your V8" tour and all departed on our own. Everyone had a great time.

President
Ernie Baily

FROM THE EDITORS DESK

June 30

WELL, Looks like we are all STILL dealling with life's Issues....

Again, an apology to every one. Time keeps getting away from Me

On the "up" side, I have been busy working, & finishing some of My projects

Lets get thru this. Be Well My Friends

Rob, DriveLines, Editor



Please Check with one of the Board Members & Our Online pages for follow up info

Member News.....

“Bad News, Good News”

Well, to start, Earlier this month, We lost Mr. Chuck Shubb

Chuck was the V8's Prez 1992 to 1993. He ran a Movie car rental buis.

That is where I found MY 55 Ford, as well as other members

As for Myself, Thank You Chuck, You helped Me fulfill one of My dreams

Sincere Condolences

= = = = =

Many do not know, However, Our own Mr Al Mooney Has been fighting the
“corona”.....& Still is, but he's doing Much better

Keep up the Fight....

NEXT MEETING???

**Please keep checking our site for
Updates**